


The Paseos at Channel Islands Harbor



Channel Islands Harbor Properties LLC





SO. VICTORIA AVENUE

WEST CHANNEL ISLANDS BLVD.

LANDSCAPE PLAN KEY:

1. PAVING MEDALLION
2. ENHANCED PAVING
3. LEASING OFFICE & LOBBY
4. PARKING GARAGE ENTRY
5. RETAIL AT GROUND LEVEL
6. PROMENADE / BOARDWALK
7. OUTDOOR DINING
8. PASEO / FIRE LANE
9. PUBLIC RESTROOM
10. RAISED PLANTER
11. OVERHEAD TRELLIS
12. WATER FEATURE
13. OUTDOOR BAR
14. POOL
15. SPA
16. SHADE CABANAS
17. BBQ
18. OUTDOOR FIREPLACE
19. PATIO FURNISHINGS
20. FIRE PIT
21. GARDEN ART
22. LOUNGE AREA
23. OUTDOOR MEDIA & T.V. LOUNGE
24. CHILDREN'S PLAY AREA & SAIL SHADE CANOPY
25. BRIDGE WALKWAY
26. BEACH VOLLEYBALL COURT
27. GAZEBO
28. LANDSCAPED TERRACE
29. PODIUM LEVEL PROMENADE
30. RAISED DECK TERRACE



PORTION OF SITE BEING EVALUATED FOR PARK



SCALE: 1" = 30'

Date: 01-08-2016

L.A. GROUP

Design Works

Landscape Architecture
24013 Ventura Blvd., Suite 201
Calabasas, CA 91302
p 818.251-9718 / f 818.251-9719

JOB # 4370

THE PASEOS AT CHANNEL ISLANDS HARBOR

UNIT SUMMARY - 3 STORY

UNIT	TYPE	DESCRIPTION	NUMBER	SIZE	%	AREA (SQ. FT.)	STALLS
A1	1	BEDROOM / BA	51	872 S.F.		44,472	15
A2	1	BEDROOM / BA	51	790 S.F.	84.6%	40,890	15
B	2	BEDROOM / 2BA	255	1078 S.F.	87.6%	274,830	3
B	2	BEDROOM / 2BA	24	1078 S.F.		25,872	3
C	2	BEDROOM / 2BA	255	1280 S.F.	17%	326,400	3
TOTALS							678
PUBLIC USE							43
TOTAL							721
RETAIL							
OFFICE BUILDING		OFFICE BUILDING	1	4778 S.F.		4,778	0
SHOP ALUM. BLDG.		SHOP ALUM. BLDG.	1	5390 S.F.		5,390	0
RETAIL		RETAIL	1	2800 S.F.		2,800	0
RETAIL		RETAIL	1	8000 S.F.		8,000	0
RETAIL		RETAIL	1	8000 S.F.		8,000	0
TOTAL RETAIL							20
GRAND TOTAL							741

L.A. Group Design Works, Inc.

NELSON/BOIVIN-ARCHITECTS
2106E COLINA DR., TOPANGA, CALIFORNIA 90230 (310) 455-1834
10439 OXNARD ST., TARZANA, CALIFORNIA 91356 (818) 881-5759

CHANNEL ISLANDS HARBOR PROPERTIES, LLC.


Landscape Architecture



Western (Harbor Facing) Elevation



Western (Harbor Facing) Elevation



Western (Harbor Facing) Elevation



Western (Harbor Facing) Elevation



Western (Harbor Facing) Elevation



LOBBY

LEASING

RETAIL

NORTH ELEVATION

SCALE 1/8"=1'-0"

A
AS.0



RETAIL

PARTIAL WEST ELEVATION

SCALE 1/8"=1'-0"


B
AS.0

B













Mullin Automotive Museum Rotating Exhibit



Thank you



- Questions?